Three Letters: Cancel the Same One Twice: teacher script

SY12-V2 · SY12 Three equations, three letters · teachers only. Without a screen, read each Say line and draw each Draw step on the board. About 76 seconds as a video.

01

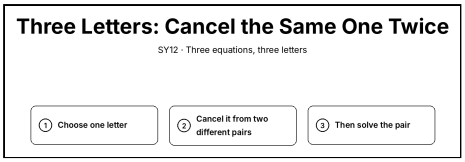

Say. Cancel the same one twice. Choose one letter, and cancel it from two different pairs of equations. Then solve the pair.

Draw. Write the title “Three Letters: Cancel the Same One Twice” and the steps: 1. Choose one letter; 2. Cancel it from two different pairs; 3. Then solve the pair.

02

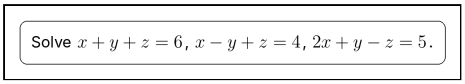

Say. Solve x + y + z = 6, x − y + z = 4 and 2x + y − z = 5.

Draw. Clear the board. Write “Solve x + y + z = 6, x − y + z = 4, 2x + y − z = 5.” in a box at the top.

03

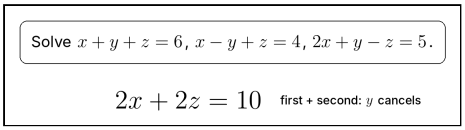

Say. Add the first two equations: y cancels, and 2x + 2z = 10.

Draw. Write 2x + 2z = 10 on the next line. Beside it, write “first + second: y cancels”.

04

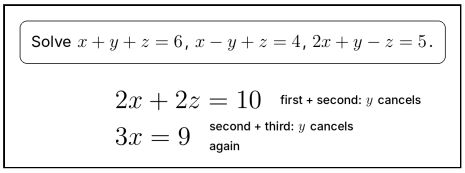

Say. Now add the second and the third, a different pair: y cancels again, and so does z. 3x = 9.

Draw. Write 3x = 9 on the next line. Beside it, write “second + third: y cancels again”.

05

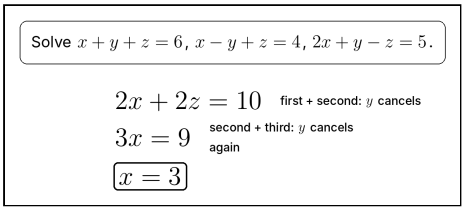

Say. So x = 3.

Draw. Write x = 3 and box it on the next line.

06

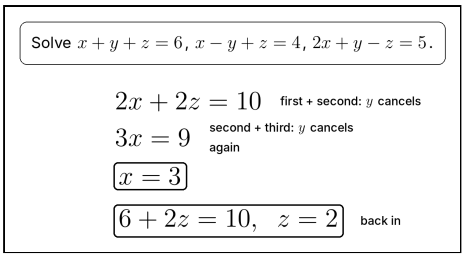

Say. Back in: 6 + 2z = 10, so z = 2.

Draw. Write 6 + 2z = 10, z = 2 and box it on the next line. Beside it, write “back in”.

07

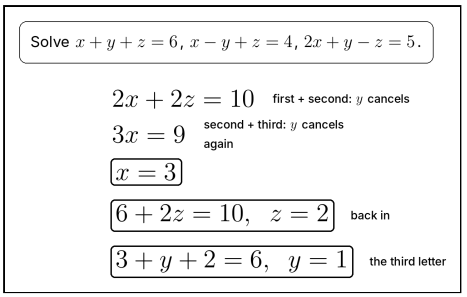

Say. And the third letter: 3 + y + 2 = 6, so y = 1. The triple is three, one, two.

Draw. Write 3 + y + 2 = 6, y = 1 and box it on the next line. Beside it, write “the third letter”.

08

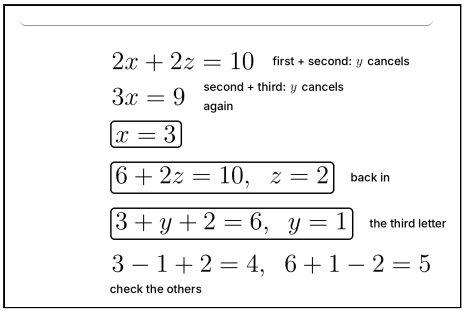

Say. Check the others: three minus one plus two is four, and six plus one minus two is five.

Draw. Write 3 − 1 + 2 = 4, 6 + 1 − 2 = 5 on the next line. Beside it, write “check the others”.

09

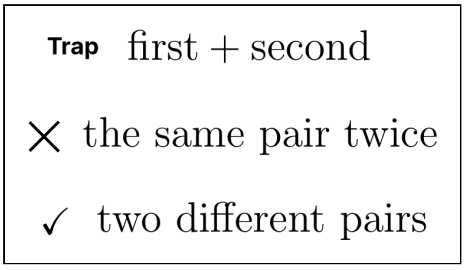

Say. Watch for the trap: using the same pair twice. That gives the same equation again. Use a different pair.

Draw. Clear the board. Write “Trap” and first + second. Below, write the same pair twice and cross it out ×. Then write two different pairs with a tick ✓.

10

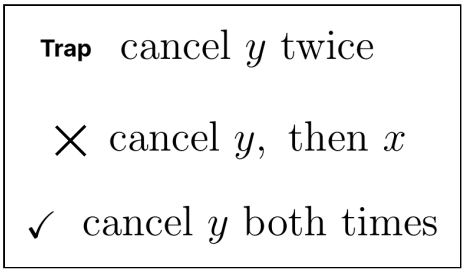

Say. And don't cancel different letters: cancel the same letter both times, so the pair has the same two letters.

Draw. Clear the board. Write “Trap” and cancel y twice. Below, write cancel y, then x and cross it out ×. Then write cancel y both times with a tick ✓.

11

Your turn

Cancel the same letter from two pairs, then solve the pair and check all three

Say. Now it is your turn. Cancel the same letter from two pairs, then solve the pair and check all three.

Draw. Point to today’s activity: Cancel the same letter from two pairs, then solve the pair and check all three